

**Survey of  
Sexual  
Practices of  
Evangelical  
Youth:  
Barbados  
2006**



a joint project of  
The Barbados Evangelical Association and the  
Evangelical Association of the Caribbean

## TABLE OF CONTENTS

Methodology .....	2
Basic Information .....	2
Opinions and Beliefs .....	5
Sexual Activity .....	9
Conclusion .....	16
Appendix I – Survey Form .....	18
Appendix II – Tables of Data .....	24
Appendix III – List of Participating Churches .....	40

## METHODOLOGY

Letters were sent to 413 Evangelical pastors across the island of Barbados asking them to allow the youth in their congregations to participate in this survey. Those who responded in the affirmative sent their youth leaders to a meeting where the issues were discussed and the leaders taken through the survey form. (See survey form in Appendix A). Open-ended and closed-ended questions were used. The leaders were asked to fill out the form at the end of the meeting. These leaders then took survey forms back to their congregations for the youth to fill out. Forms and envelopes were provided. When a respondent filled out a form he or she was asked to put the completed form in an envelope and seal the envelope as a confidentiality measure. The envelopes were returned unopened. Where the confidentiality procedure was not followed those forms were not included in the survey results. A list of the churches that agreed to participate is in Appendix C of this report.

The survey form was developed in cooperation with World Relief Corporation (USA), the National HIV/AIDS Commission (Barbados), and Professor Dr. Brendan Bain (Jamaica) who heads up the HIV/AIDS response for the University of the West Indies.

No specific age range was established before the survey. This was expected to yield a general idea of how Evangelicals in Barbados were defining “youth.” In tabulating the results the cut off age was set at 49. The responses of persons older than this are on file but are not included in this report.

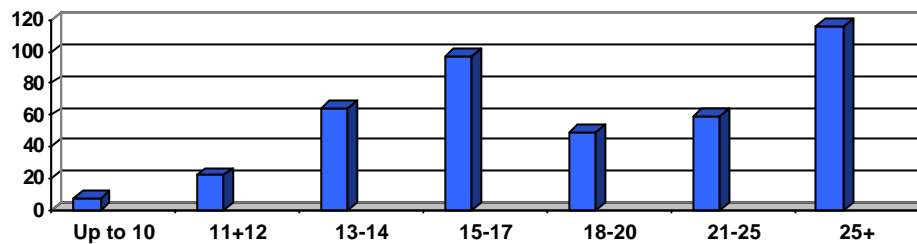
This study was undertaken without external funding. A trial version of the software used for the processing of the survey results was purchased. This limited the amount of data that could be entered into the computer and therefore some of the questions on the survey form could not be analyzed for inclusion in this report. Questions 4, 7, 25, 26, 35, 51, 54, 55 and 56 were omitted from the analysis.

## BASIC INFORMATION

Four hundred and twenty (420) responses were tabulated – 233 (55.5%) females, 160 (38.1%) males, and 27 (6.4%) who did not indicate gender. Marital status – 371 (88.3%) unmarried, 46 (10.9%) married, 2 (0.5%) divorced, and 1 (0.3%) gave no response on gender. Two hundred and sixteen respondents (51.4%) were still at school and 295 (70.2%) were still living at home with their parents, 92 (21.9%) living with other relatives (including spouses), 8 (1.9%) with care givers who were not blood relatives, 22 (5.2%) by themselves and only 1 (0.3%) male who was living with a girlfriend. Those living by themselves were equally divided by gender.

Respondents' ages ranged from 10-49. A total of 228 (54.3%) were between the ages of 10 and 19, 70 (16.7%) were between 20 and 25 and 116 (27.6%) were over the age of 25.

Age Range



When cross tabulated with gender, the following table gives a breakdown of school attendance:

		Gender		Total
		Female	Male	
Are you currently attending school?	Yes	120	84	204
	No	109	74	183
Total		229	158	387

Cross tabulating school attendance with age gives the following breakdown:

		Are you currently attending school?		Total
		Yes	No	
Age of Respondent	Up to age 10	7	0	7
	11-12	22	0	22
	13-14	62	1	63
	15-17	75	20	95
	18-20	26	22	48
	20+	23	151	174
Total		215	194	409

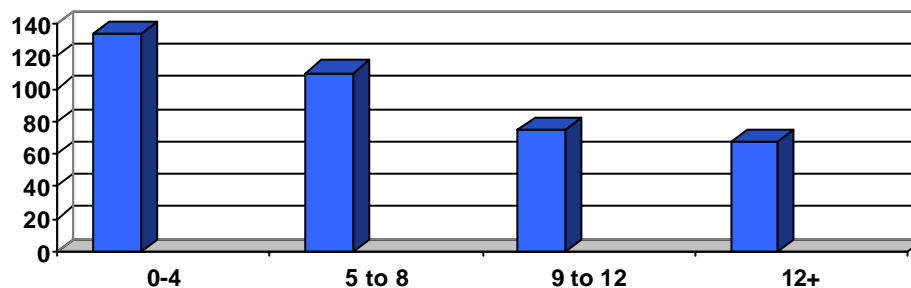
The use of spare time is an indicator of healthy relationships and pursuits. Two questions dealt with this and respondents were asked to tick all responses that applied. One hundred and eighty-one (43.1%) persons indicated that spare time was spent in sports/games while 240 (57.1%) talk/hang out with friends, 23 (5.5%) go to discos/clubs/bars/rum shops, 55 (13.1%) watch TV or play video games, and 209 (49.8%) indicated "other." The responses given for "other" included spending time on the Internet, going to church, doing household chores, listening to music, reading, dancing, sleeping, and prayer. In response to the question as to where respondents were spending their time with friends 109 (26%) said at school, 171 (40.7%) at home, 168 (40%) at church, and 52 (12.4%) in community events, sports, or games. The "other" category (75 [17.9%] respondents) included work, beach, parties, movies, town, friends' homes, and clubs as places where most time is spent with friends. The following tables show how this divides between males and females.

		Gender	
		Female	Male
<b>What do you do in your leisure time?</b>	Sports/Games	85	96
	Talk/Hang out	156	84
	Discos/Bars/Clubs	10	13
	TV/Video	27	42

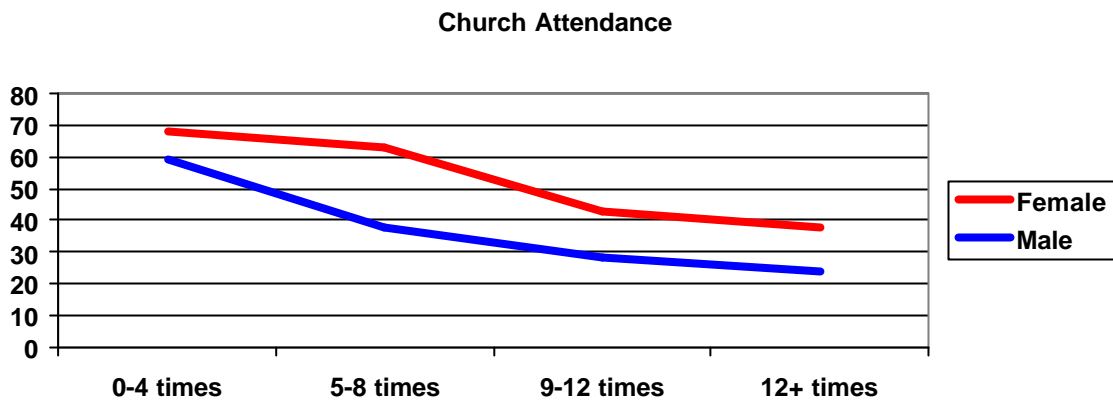
		Gender	
		Female	Male
<b>Where do you spend most of your time with friends or peers?</b>	School	70	39
	Church	102	66
	Community Events	26	29
	Home	92	79

One question tabulated dealt with attendance at church. One hundred and thirty-four (31.9%) reported attending church four times or less in the previous month, 110 (26.2%) between 5 and 8 times, 75 (17.9%) between 9 and 12 times, and 67 (16%) more than 12 times during the month.

**Times Attend Church**



This means that 252 or 60% of respondents attend church services more than once a week. The average in the month previous to the survey for the whole sample was calculated to be eight church services per respondent. It is worth noting that 40% of respondents attended church services once a week or less. It should also be noted that only 40% of respondents named church as a place where they spent time with friends. The latter two statistics should be areas of concern to pastoral leadership. Analysing this by gender gives the following in terms of actual numbers (not percentages):

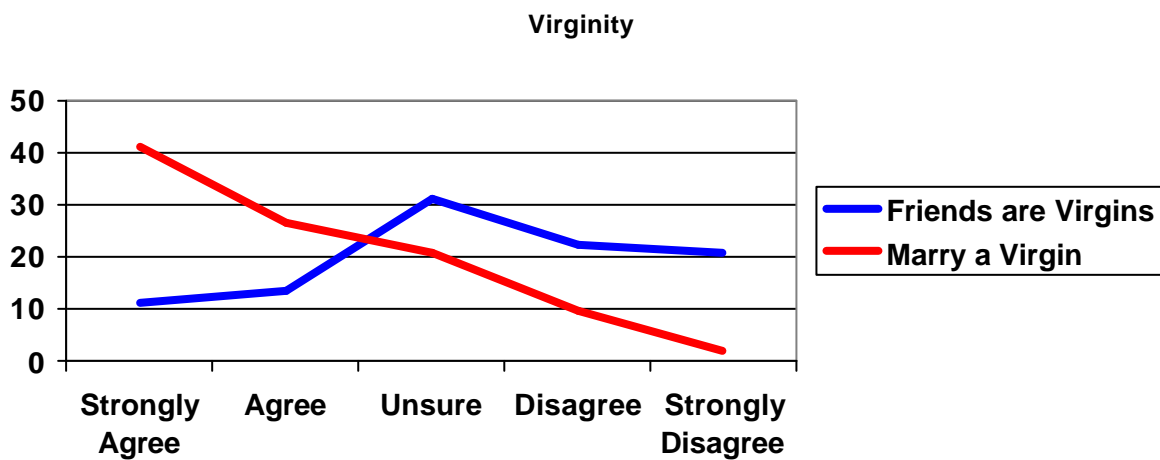


The above graph helps visualize in concrete terms the fact that has been discussed for some time, there are more women attending church services than men. It is also obvious that the highest category in that graph for both genders is the one where people attend four or less church services monthly.

### OPINIONS AND BELIEFS

Fifteen questions dealt with opinions or beliefs related to sex and HIV/AIDS. Respondents were asked to agree or disagree with these statements. Generally, females were less likely than males to select “unsure” as a response to these questions.

Two questions examined opinions on virginity. Only 24.8% of the total sample agreed that most of their friends were virgins (25.7% of females and 25% of males). However, 68.1% agreed they would prefer to marry a virgin (68.9% females and 70.9% males). The concept of marrying a virgin rather than being a virgin on one’s wedding night seems to be well entrenched. It is a hypocritical position. Additionally, it is difficult to marry a virgin when the vast majority of one’s friends are not virgins. There is also the peer pressure factor. If one believes that most of one’s friends are having sex, the pressure develops to do likewise regardless of the consequences.



When those who were sexually active were cross tabulated with opinions on the sexual activity of friends, the following table emerged:

		Have you ever had sexual intercourse?			Total
		Yes	No	No Response	
<b>Most of my friends are virgins</b>	Strongly Agree	7	30	10	47
	Agree	10	40	6	56
	Unsure	50	62	16	128
	Disagree	45	32	17	94
	Strongly Disagree	64	16	8	88
<b>Total</b>		176	180	57	413

When those who admitted to being sexually active were cross tabulated with those who would prefer to marry a virgin the following table emerged:

		Have you ever had sexual intercourse?			Total
		Yes	No	No Response	
<b>I would prefer to marry a virgin.</b>	Strongly Agree	49	104	20	173
	Agree	44	49	17	110
	Unsure	45	17	13	75
	Disagree	27	9	5	41
	Strongly Disagree	7	1	1	9
<b>Total</b>		172	180	56	408

Discussing sexuality at church was acceptable to 78.3% of respondents while 7.4% were unsure and 14% felt sexuality should not be discussed at church. At the same time 86% agreed that sex was a good gift from God and 4.3% disagreed. This compares with 39.7% who stated that their pastors rarely or never (9% rarely and 30.7% never) talked about sex and 27.2% said the same about the youth leaders within their churches. If such a significant portion of our spiritual leaders do not address sexuality in a biblical context then too many of our youth are left to glean their information from sources less likely to be compatible with expressions of faith and holiness.

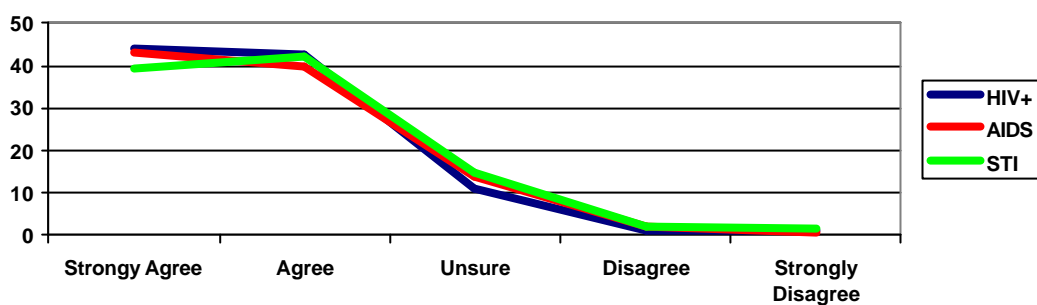
Sexuality is a comprehensive subject not limited to discussions on how to have sex. This report is not the place for an extensive discussion of the subject. Sexuality includes (but is not limited to) the following:

1. Appreciation and respect for one's own body.
2. Ability to express love and intimacy in appropriate ways.
3. Development and maintenance of meaningful relationships.
4. Avoidance of relationships in which one person tries to exploit or manipulate the other.
5. Clearly identify and then live according to one's own values. For Christians these values are rooted in Holy Scripture.
6. Communicate effectively with family, peers and partners.

## 7. Take responsibility for one's own behaviour.

Three questions dealt with sex before marriage in the context of being able to wait. More than a quarter of those surveyed (26.5%) felt that it was impossible for persons their age to do without having sex until marriage. Yet only 13.5% felt that it would be impossible for them to do the same. 21.2% also stated that once a person starts having sex he or she cannot stop. These figures are cause for concern in a Christian, faith-based community.

Four questions sought to elicit opinions that might be discriminatory against persons who are living with HIV (PLHIV). 86.9% agreed they would welcome a person with HIV to their church, 83.1% would welcome someone with AIDS, and 81.4% would welcome someone with a sexually transmitted infection (STI) other than HIV/AIDS.



The remaining percentages (13.1%, 16.9%, and 18.6% respectively) that are uncertain or outright unwelcoming are significant enough to make a person with HIV, AIDS or STI extremely uncomfortable at church. Added to this is the reality that 42.1% reported that HIV/AIDS was rarely (33.3%) or never (8.8%) talked about at church. This seems to indicate that the Evangelical community is not adequately addressing how to interact with PLHIV. **Our dynamic tension lies in the need to respond lovingly to persons in need while also being able to quite firmly say as Jesus said to the woman caught in adultery, “Go and sin no more.”**

Stigmatisation of PLHIV is totally unacceptable in the Christian community. Stigma has been defined as a “mark branded on slave, criminal, etc.” (Concise Oxford Dictionary of Current English, 1988). When examined carefully stigmatisation of PLHIV is clearly illogical.

1. It is irrational. We are aware that AIDS is not transmitted through casual contact but through the exchange of body fluids. Fear of PLHIV is therefore irrational.
2. Persons born with HIV are totally innocent and need our help, not our contempt.
3. Persons who contract HIV through a contaminated blood transfusion are the victims of a hospital error. Why should they be stigmatised?
4. Persons who are faithful to an unfaithful spouse and are infected by that spouse need our support and care in their personal tragedy.
5. Persons who are willfully sinful and contract HIV need the same compassion and forgiveness that everyone of us has received at the foot of the cross.



Given that 1% of respondents in this survey reported that they are already HIV+, and this figure will grow, the Church has to work through its attitudes to PLHIV. Of those reporting that they are already infected with HIV, 25% attended church 16 times in the previous month, 25% 8 times, 25% 4 times, and 25% no times. 85% of respondents have never heard someone tell their congregations that he or she has AIDS, 10.2% would not want to visit a person with AIDS while 19.5% were unsure whether they would make such a visit.

We need to face the reality that young people in our congregations are living with HIV, that more infected persons will come to our churches, and work through how we will minister to them in a manner that enables them to find peace with God and forgiveness of sin in the same manner as all the rest of us sinners have done. PLHIV need the grace of God as much as persons who do not have the disease.

Addressing the issue of condoms, 74.2% of respondents disagreed with the statement that the use of condoms shows that people do not trust each other. Of those who admitted to having had sex, 80% stated that they had used condoms. Of those reporting having used condoms 55% stated it was to avoid pregnancy, 28.5% for protection against AIDS, 23.4% for protection against STIs, and 11.4% because their partners requested it.

In looking at the risk of becoming HIV+, 87.6% of respondents agreed that HIV infection is a serious problem for young people in Barbados and 88.8% agreed that persons their age were at risk of becoming HIV+. When this was sorted by gender a definite difference appeared between males and females, with females being much more certain of the risk than males.

		Persons my age in Barbados are at risk of catching HIV.				
		Strongly Agree	Agree	Unsure	Disagree	Strongly Disagree
Gender	Female	66.4%	26.7%	4.3%	1.3%	1.3%
	Male	48.8%	34.4%	12.5%	4.4%	0%

When asked what the chances were that they might become infected, 55.6% of those responding to the question felt there was no chance of them becoming infected, 30.2% felt there was a moderate chance while 13.1% did not know if they were at risk. When asked why they felt they were not at risk, 52.9% responding to the question stated that they had never had sex, 20.5% stated they had only had sex with one partner, and 12.5% that they always used a condom. At the same time 93.6% of all respondents felt that there was something that could be done to avoid contracting HIV.

When asked, "Why do you feel at risk of catching AIDS?" 143 persons responded – 39.2% of these felt themselves to be at risk because of having had sex without using a condom, 30.8% because of concern regarding their partners' faithfulness, 15.4% because they had sex using a condom, and 11.2% as a result of having had multiple partners. At the same time 27.6% of all respondents (116 persons) stated on the forms that they had had more than one sexual partner. Respondents did not seem to make the logical link between their multiple sex partners and how this increased their own risk of HIV infection.

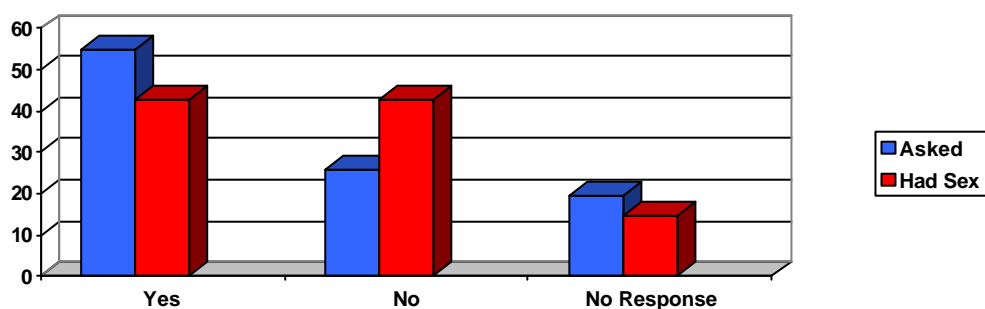
In responding to how HIV is transmitted, 94.3% stated transmission was through sexual intercourse, 91.9% through sharing needles, 86.7% through blood transfusions, 75% through oral sex, and 20% through kissing (though many of those in responding positively to the latter noted on the form that the presence of sores or lesions in the mouth would be necessary for transmis-

sion to take place during kissing). This would indicate that the general HIV/AIDS education programme in Barbados is working. Small numbers still have not connected fully with that education programme. Sharing eating utensils was stated as a means of HIV transmission by 6.4% of respondents, while 5% worried about mosquito bites, 3.3% about catching AIDS through a curse, obeah, or an evil spirit and 2.4% through contaminated water. Though these percentages are small they could represent thousands of people across the entire Evangelical Movement in Barbados. This reinforces the need for leaders within the Church to deal effectively with the subject of AIDS.

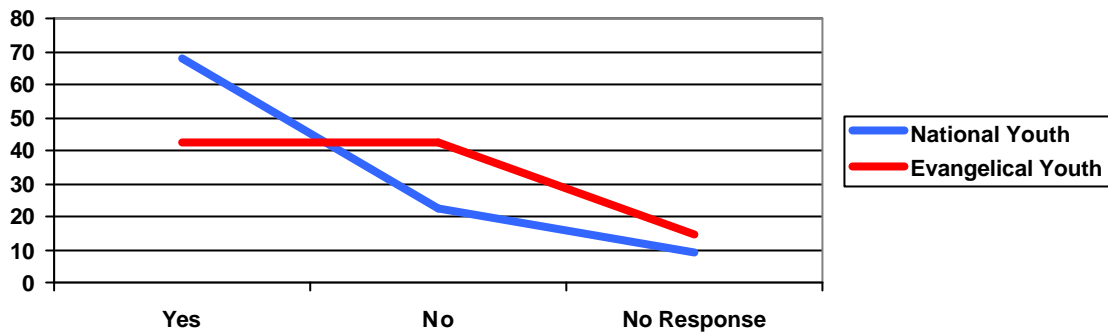
When asked what a person could do to avoid getting STIs the three top responses were: abstain from sex altogether 84.5%, use condoms 71.4%, and have one faithful sex partner 62.6%. The Church's A-B-C message – abstain, be faithful, use condoms – is apparently being heard. However, the fact that 15.5% did not say abstinence, 28.6% did not say use condoms, and 37.4% did not say have one faithful sex partner gives cause for concern. There must be renewed efforts to help our people assimilate and act on the A-B-C message. This is a matter of spiritual and physical health.

## SEXUAL ACTIVITY

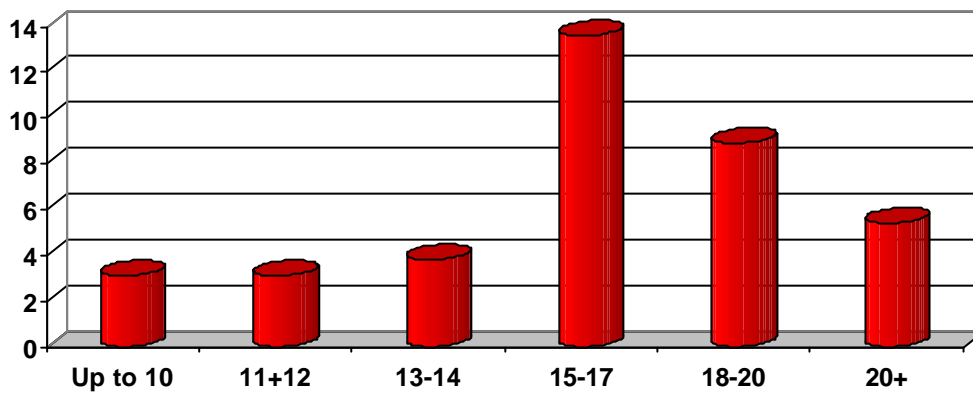
When queried if they had ever been asked to have sexual intercourse 230 persons (54.8%) replied in the affirmative, 108 (25.7%) replied in the negative, and 82 (19.5%) did not respond. When asked if they had ever had sexual intercourse 179 (42.6%) replied in the affirmative, 180 (42.9%) replied in the negative, and 61 (14.5%) did not respond.



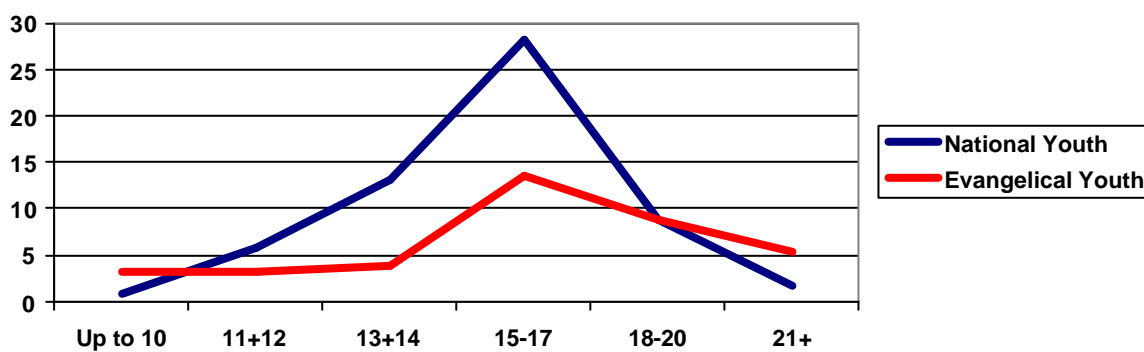
For a Christian community committed to holiness and sexual purity that percentage is high. When compared to the Report on the National Youth KABP Survey on HIV/AIDS 2005-2006 there is small encouragement that the number of Evangelical youth having had sex is lower than the national percentage which stands at 68.2% in that survey.



When asked at what age they first had sexual intercourse the youngest age reported was seven years old going through the spectrum of ages up to 37. The following bar chart shows ages of first sexual intercourse grouped together:



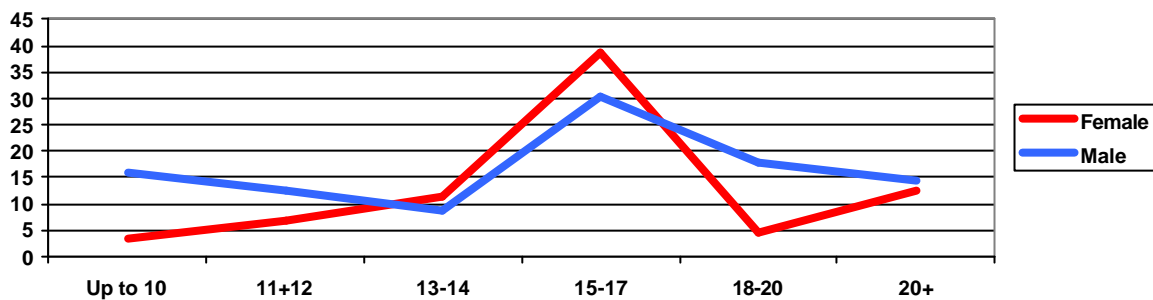
When this is compared with the figures from the National Survey, the line shows the Evangelical youth peaking at a lower rate.



While one can argue from the above graph that faith enables young people to resist sexual temptation, it is a serious concern that 21.7% of Evangelical youth in this survey have had sexual intercourse by the age of 17. In analysing gender and the age of first sexual intercourse the following table was developed:

		Gender		Total
		Female	Male	
At what age did you first have sex?	Up to 10	3	9	12
	11-12	6	7	13
	13-14	10	5	15
	15-17	34	17	51
	18-20	4	10	34
	20+	11	8	19
Total		88	56	144

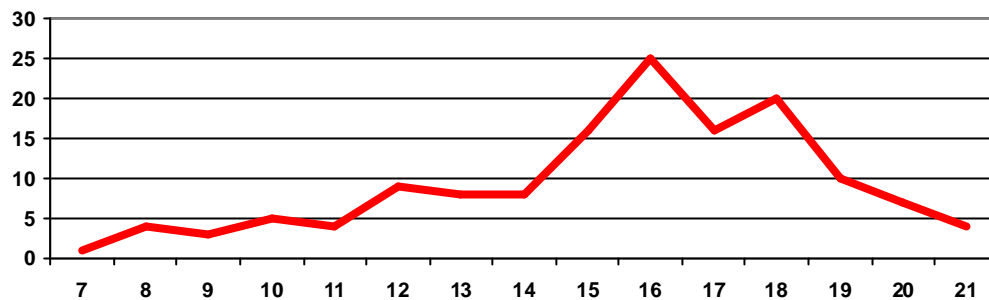
Because of the disparity in numbers between the genders, the figures were turned into percentages for the following graph. It immediately becomes apparent that the males were more likely than females to be initiated into sexual intercourse before the age of 12. This changed around age 13 and the females were more likely to have first sex between the ages of 13 and 17.



Analysing the numbers who reported having sex and their age at the time of the survey provides the better figure of 18.1% of those 17 years old and under being currently sexually active.

		Have you ever had sexual intercourse?			Total
		Yes	No	No Response	
Age of Respondent	Up to 10	0	7	0	7
	11-12	0	18	3	21
	13-14	9	47	8	64
	15-17	25	52	19	96
	18-20	22	19	8	49
	20+	121	36	16	173
Total		177	179	54	410

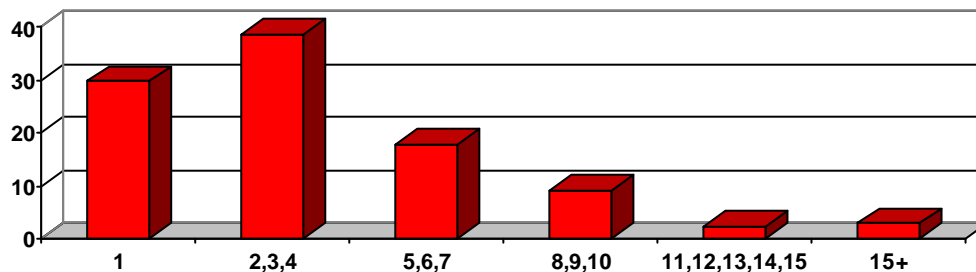
In looking at the numbers of persons who began sexual activity and comparing this with their age at that time, a definite corollary is noted between the age of consent, 16, the age of adulthood, 18, and the initiation of sexual activity.



This suggests that the age of consent should never be lowered. The Church may need to look at ways to celebrate the transition through these years that provides a strong, viable “right of passage” to a new social status that would reduce the need to celebrate the right with inappropriate sexual behaviour.

One hundred and forty-five persons responded to the question asking how many sexual partners they have had in their life-times. While 29.7% (43 persons) reported that they had each only had one partner, 70.3% (102 persons) reported having more than one partner – someone reporting 100+ partners and a few people not included in the 145 respondents who did not quantify the number of partners but wrote things like “many,” “a lot,” “can’t remember,” and the proverbial “multitude.” The following bar chart gives a breakdown of these figures by number of sexual partners:

Number of Sex Partners

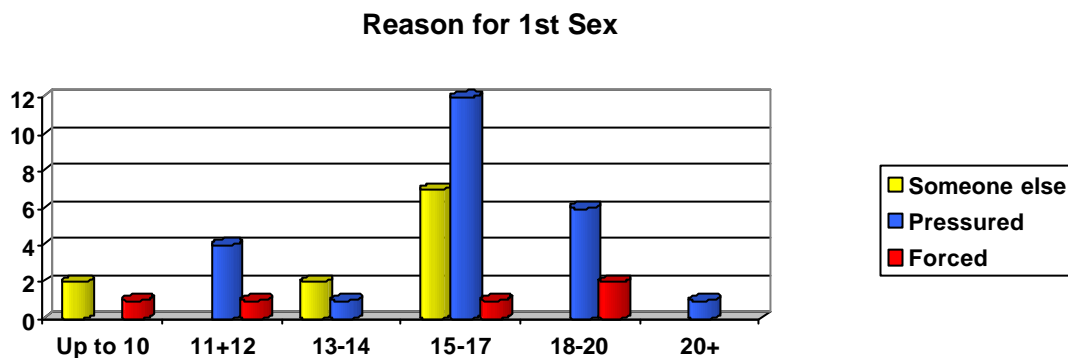


Taken as a group, these 145 persons averaged 5 sexual partners each. When broken down by gender the females averaged 3.7 partners each while the males averaged 7 partners each. The young men in the Church, who are sexually active according to this survey, averaged twice the number of partners to the young women.

The question was then narrowed to how many sexual partners respondents had had during the past six months. Of the one hundred and seventy-nine persons reporting they had had sex 47 (26.3%) said none in the six months before the survey, 91 (50.8%) said one partner, and 18 (10.1%) said more than one partner. The question was narrowed again to how many times have you had sex in the past month. Of the same number who had indicated that they had already had sex – 79 persons (44.1%) said none, 18 persons (10.1%) said once, and 57 persons (31.8%) more than once. These two questions indicate an encouraging decrease of sexual activity in the period preceding the survey.

When asked if AIDS had changed their sexual behaviour, those who had reported having had sex responded 45.3% yes and 43% no. Many of those who responded negatively, indicated by writing in the space provided that it was their commitment to Jesus Christ that had changed their sexual behaviour.

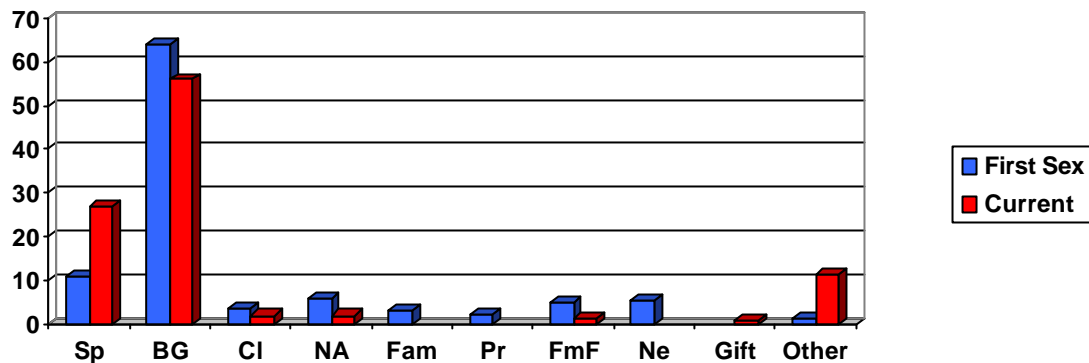
When asked “When you first had sexual intercourse it was ...” 31.8% of those responding stated that it was their own choice to start and 39.4% that they and the other person agreed to start. Fifteen people (8.8%) stated that it was someone else’s choice to start, 27 (15.9%) people stated they were pressured by the other person, and seven (4.1%) stated that they were forced to have sex by the other person. The young women in the survey were far more likely to be pressured – 22 females to 4 males reported being pressured while all seven who reported being forced were female. The following bar chart shows the ages at which people allowed others to make the choice when they would start sexual intercourse, those who were pressured and those who were forced.



The age of consent in Barbados is 16. Legally, therefore, anyone having sex below the age of 16 has been raped. The figures in the previous paragraph and bar chart demonstrate that a percentage of our church-going youth are being raped (forced) and coerced (pressured) by others into sex and that this is a reality even past the age of 20. This must be addressed by church leaders and can be done in the holistic context of the biblical norms of sexuality. Also, are we ready to provide the needed emotional, spiritual, and counselling support for these persons who have been coerced or forced into sexual intercourse?

One hundred and seventy-two persons responded to the question, “Who was your first sexual partner?” Eleven percent of those responding stated that spouse was the first person with whom they had had sex, 63.9% a boyfriend or girlfriend, 3.5% a classmate, 5.8% a new acquaintance, 2.9% an extended family member, 2.3% a prostitute, 4.7% a family friend, and 9% a neighbour.

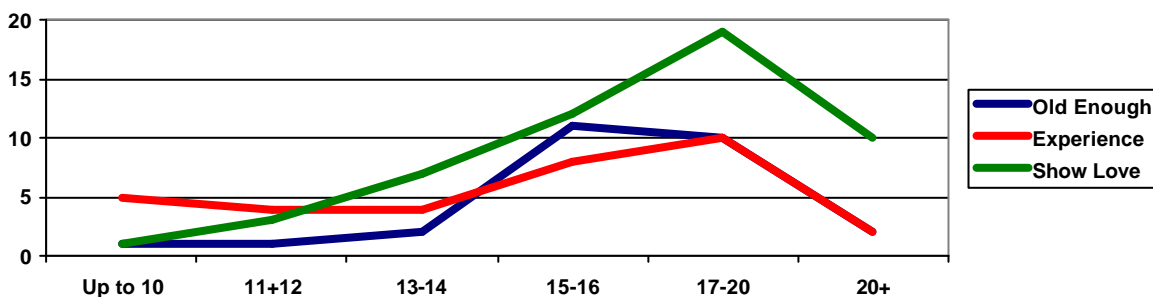
The corresponding question, “With whom do you have sexual intercourse most frequently?” was answered by 152 persons. Spouse was the response of 27%, boyfriend or girlfriend 56%, a classmate 1.9%, new acquaintance 1.9%, someone (not a family member) who gives me gifts or help 0.7%, family friend 1.3%. The following bar chart shows the relationship between the responses to these two questions about first and current sexual partners.



**KEY:** Sp = spouse, BG = boyfriend or girlfriend, CI = classmate, NA = new acquaintance, Fam = extended family member, Pr = prostitute, FmF = family friend, Ne = neighbour, Gift = someone (not a family member) who gives me gifts or help.

The above bar chart shows a demonstrable change, particularly in the area of spouse being one’s sexual partner. When checking the “other” category in response to the question about current sex partner many respondents made the note that they were no longer sexually active. It is still of concern that more than 70% of those who admitted continuing to be sexually active were having sexual intercourse outside of marriage.

When asked “Why did you decide to have sexual intercourse?” 165 persons responded, some indicating more than one reason – 20% because they felt they were old enough, 39% because they wanted to gain experience and 58% because they wanted to demonstrate love for the other person. In the “other” category were such reasons as curiosity, it just happened, wedding night, and being pressured or forced. Males chose gaining experience as their reason more than females (13 females compared to 20 males) while females chose demonstrating love more than twice as much as males did.

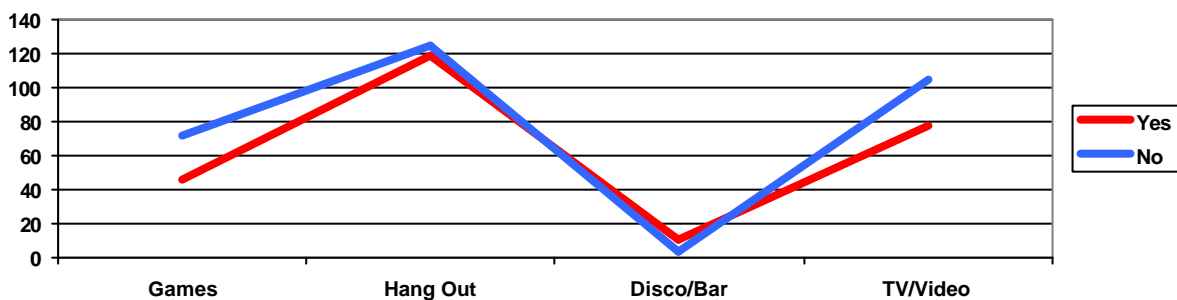


When cross tabulating with age at first sex (above graph) it is immediately seen that demonstrating love for the other person is the major reason for starting sexual intercourse from the age of about 13, while in the younger age groups gaining experience seems to be the predominant reason. Being old enough to have sex, while cited in all age groups, does not appear to be a major factor until about age 15, the age of consent being 16.

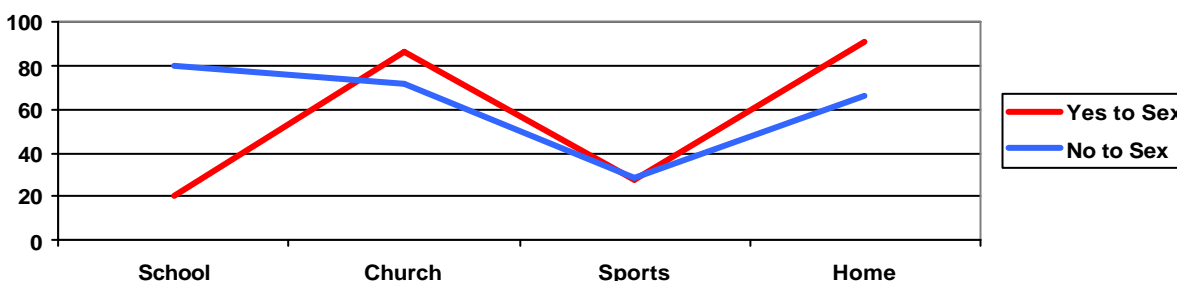
In looking at the responses of those 12 years and under when they had first sex, these responses were observed:

Ages 12 and under when had first sex			
When you started it was because ...		Who was your first sexual partner?	
You and other person agreed	39.1%	Boyfriend/Girlfriend	33.3%
Your choice	26.1%	Family Friend	20.8%
Pressured	17.4%	Neighbour	20.8%
Forced	8.7%	Extended Family Member	8.3%
Someone else's choice	8.7%	Classmate	8.3%
		New Acquaintance	4.2%
		Other	4.2%

There does not appear to be a strong correlation between what an individual does during leisure time and whether or not the individual began sexual activity as the following graph shows by comparing those who have said yes or no to having sex and where they spend their leisure time (below graph):



A cross tabulation was done between respondents who reported having had sex and where they spent most of their time with friends (see below graph). Those who spent most time with friends at school were far less likely to have said that they had had sex. Saying yes or no to having sex did not seem to be impacted by spending time in sports and games as the yes and no responses were equal. Those who spent most of their time with friends at home were more likely to have said yes to having had sex. Interestingly, those who spent the most time with their friends at church were also more likely to have said yes to having had sex.

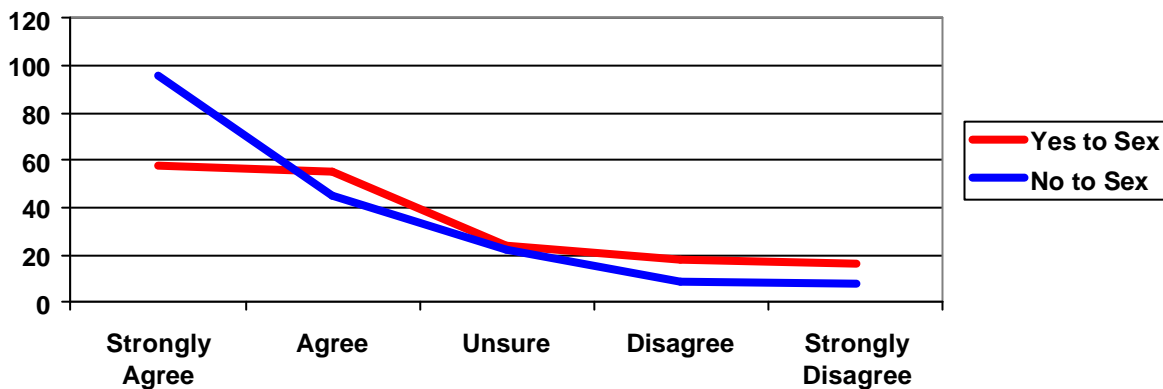




Comparing how people responded to the statement “I believe it is possible for me to do without having sex until marriage” and whether or not they had actually had sex produced the following table:

		Have you ever had sexual intercourse?			Total
		Yes	No	No Response	
<b>I believe it is possible for me to do without having sex until I am married.</b>	Strongly Agree	58	96	25	179
	Agree	55	45	15	115
	Unsure	24	22	8	54
	Disagree	18	9	3	30
	Strongly Disagree	16	8	3	27
<b>Totals</b>		<b>171</b>	<b>180</b>	<b>54</b>	<b>405</b>

When this is placed in a graph (see below) it becomes clear that those who strongly agreed with the statement about the possibility of doing without sex until marriage were much more likely than any other category to say no to having sexual intercourse. All other categories were more likely to have agreed to have sex.



## CONCLUSION

This survey has been a ground breaking effort as the first such survey in Barbados by a Faith-Based Organisation (FBO). The results demand careful analysis by pastors and leaders within the Evangelical churches on the island. There are some major challenges when the data is carefully studied.


Deep appreciation must be expressed to those pastors, youth leaders, congregations and participants who cooperated in making the gathering of this data possible. It is obvious that other questions need to be asked and some of the data further explored. Perhaps another survey can be undertaken in the near future.

As part of the conclusion there are a small number of recommendations

1. Pastors and youth leaders (including Sunday School teachers) need to be trained to deal with sexuality in a holistic manner in the context of biblical discipleship. This can be done at the denominational level and the Barbados Evangelical Association can provide such training at the national level.
2. Pastors must deal with sexuality and HIV/AIDS from the pulpit in a manner that enables Evangelical Christians to engage these realistically. When the Church does not provide sound information and a biblical perspective, young people get their information and form their opinions and behaviours from sources that do not provide a Christian viewpoint.
3. All youth and children's ministries should be reviewed in light of the findings of this survey. Where necessary, changes should be implemented without delay.

If there is any way in which I can be of service in thinking through these realities at the national, denominational, or congregational levels please feel free to contact me. We need each other in the battle for sexual purity and against AIDS.

Prepared by,



Rev. Gerry A. Seale, DD,  
General Secretary and CEO,  
Evangelical Association of the Caribbean,  
Tel: 1-246-427-9746  
Email: gaseale@caribsurf.com



# Church Youth Sexuality Survey

## Section A



1. Age \_\_\_\_\_ years

**In answering questions 2 and 3, tick the box in front of the choice that best applies to you:**

2. Are you...     Unmarried         Married         Female         Male

3. Are you currently attending school?     Yes         No

4. How many years of school have you completed (primary, secondary, and tertiary)? \_\_\_\_\_

5. Over the past three months, who have you been living with?

**Tick all that apply:**

- Parents
- Other relatives
- Care givers (not blood relatives)
- Your boyfriend
- Your girlfriend
- By yourself

6. Within the past month, how many times have you attended a church service \_\_\_\_\_

7. Within the past month, how many times have you attended a church related event? \_\_\_\_\_

**In questions 8 and 9, tick all that apply:**

8. What do you do in your spare/leisure time?

- Sports/games
- Talk/Hang-out with friends
- Go to discos/clubs/bars/rum shops
- Watch TV/play video games
- Other \_\_\_\_\_

9. Where do you spend **most of your time** with friends or peers?

- School
- Church
- Community events/sports or games
- Home
- Other \_\_\_\_\_

## Section B

**To answer questions 10-24, circle one number on the scale**

10. Most of my friends are virgins (that is, they have not yet had sex, as far as I know).

Strongly Disagree    Disagree    Unsure    Agree    Strongly Agree  
5 \_\_\_\_\_ 4 \_\_\_\_\_ 3 \_\_\_\_\_ 2 \_\_\_\_\_ 1

11. I would prefer to marry someone who is a virgin.

Strongly Disagree    Disagree    Unsure    Agree    Strongly Agree  
5 \_\_\_\_\_ 4 \_\_\_\_\_ 3 \_\_\_\_\_ 2 \_\_\_\_\_ 1

12. Sexuality should not be discussed at church.  
 Strongly Disagree    Disagree    Unsure    Agree    Strongly Agree  
 5 \_\_\_\_\_ 4 \_\_\_\_\_ 3 \_\_\_\_\_ 2 \_\_\_\_\_ 1 \_\_\_\_\_
13. I know that sexual intercourse is a good gift from God  
 Strongly Disagree    Disagree    Unsure    Agree    Strongly Agree  
 5 \_\_\_\_\_ 4 \_\_\_\_\_ 3 \_\_\_\_\_ 2 \_\_\_\_\_ 1 \_\_\_\_\_
14. I believe that it is impossible for persons my age to do without having sex until marriage  
 Strongly Disagree    Disagree    Unsure    Agree    Strongly Agree  
 5 \_\_\_\_\_ 4 \_\_\_\_\_ 3 \_\_\_\_\_ 2 \_\_\_\_\_ 1 \_\_\_\_\_
15. I believe that it is possible for me to do without having sex until I am married  
 Strongly Disagree    Disagree    Unsure    Agree    Strongly Agree  
 5 \_\_\_\_\_ 4 \_\_\_\_\_ 3 \_\_\_\_\_ 2 \_\_\_\_\_ 1 \_\_\_\_\_
16. If someone my age has had sexual intercourse once, that person cannot help continuing to have sexual intercourse (in other words, once a person starts, he or she cannot stop)  
 Strongly Disagree    Disagree    Unsure    Agree    Strongly Agree  
 5 \_\_\_\_\_ 4 \_\_\_\_\_ 3 \_\_\_\_\_ 2 \_\_\_\_\_ 1 \_\_\_\_\_
17. I would welcome a person who is HIV positive to my church.  
 Strongly Disagree    Disagree    Unsure    Agree    Strongly Agree  
 5 \_\_\_\_\_ 4 \_\_\_\_\_ 3 \_\_\_\_\_ 2 \_\_\_\_\_ 1 \_\_\_\_\_
18. I would welcome a person who has AIDS to my church.  
 Strongly Disagree    Disagree    Unsure    Agree    Strongly Agree  
 5 \_\_\_\_\_ 4 \_\_\_\_\_ 3 \_\_\_\_\_ 2 \_\_\_\_\_ 1 \_\_\_\_\_
19. I would not want to visit a person with AIDS  
 Strongly Disagree    Disagree    Unsure    Agree    Strongly Agree  
 5 \_\_\_\_\_ 4 \_\_\_\_\_ 3 \_\_\_\_\_ 2 \_\_\_\_\_ 1 \_\_\_\_\_
20. I would welcome a person who has a sexually transmitted infection (not AIDS) to my church.  
 Strongly Disagree    Disagree    Unsure    Agree    Strongly Agree  
 5 \_\_\_\_\_ 4 \_\_\_\_\_ 3 \_\_\_\_\_ 2 \_\_\_\_\_ 1 \_\_\_\_\_
21. People who use condoms show that they do not trust each other.  
 Strongly Disagree    Disagree    Unsure    Agree    Strongly Agree  
 5 \_\_\_\_\_ 4 \_\_\_\_\_ 3 \_\_\_\_\_ 2 \_\_\_\_\_ 1 \_\_\_\_\_
22. HIV infection is a serious problem for young people in Barbados.  
 Strongly Disagree    Disagree    Unsure    Agree    Strongly Agree  
 5 \_\_\_\_\_ 4 \_\_\_\_\_ 3 \_\_\_\_\_ 2 \_\_\_\_\_ 1 \_\_\_\_\_
23. Persons my age in Barbados are at risk of catching HIV  
 Strongly Disagree    Disagree    Unsure    Agree    Strongly Agree  
 5 \_\_\_\_\_ 4 \_\_\_\_\_ 3 \_\_\_\_\_ 2 \_\_\_\_\_ 1 \_\_\_\_\_
24. My friends and I are at some risk of catching HIV  
 Strongly Disagree    Disagree    Unsure    Agree    Strongly Agree  
 5 \_\_\_\_\_ 4 \_\_\_\_\_ 3 \_\_\_\_\_ 2 \_\_\_\_\_ 1 \_\_\_\_\_
25. Have any members of your close family have died in the past 5 years?  Yes     No
- 25 a) If you answered yes to question 25, say how many have died \_\_\_\_\_

26. What have members in your immediate family died from? (Circle all that apply)

- Natural causes or old age
- Disease or illness
- Murdered
- AIDS
- Other \_\_\_\_\_
- I don't know the cause of death (in one or more cases)

### Section C

27. Is there anything a person can do to avoid getting HIV/AIDS?

- Yes
- No
- Not sure

**Tick all answers that apply in questions 28-34:**

28. People can protect themselves from getting HIV/AIDS by...

- Not sharing food with a person with HIV/AIDS
- Abstaining from sexual intercourse (Not having sex, including oral sex)
- Having only one sexual partner who has been tested for HIV
- Always using a condom
- Always having sex with healthy-looking people
- Avoiding the use of public toilets
- Ensuring that injections are done with sterile needles
- Other \_\_\_\_\_

29. What are the chances that you might catch HIV?

- No chance.....Go to question #30 (omit question 31)
- Moderate chance.....Go to question #31 (omit question 30)
- Already infected.....Go to question #32 (omit questions 30 and 31)
- Don't know if I'm at risk.....Go to question #32 (omit questions 30 and 31)

30. Why do you feel that you are *not at risk* of catching HIV?

- I have sex only with healthy -looking partners
- I have never had sexual intercourse, including oral sex
- I only have sex with one partner
- I or my partner always use a condom when we have sex
- Other \_\_\_\_\_

31. Why do you feel that you are *at risk* of catching HIV?

- Don't know if partner is faithful to me
- Had sex with multiple partners
- Attend school or church with a person with AIDS
- Had sex without using a condom
- Had sex using a condom
- Family member is HIV+
- Other \_\_\_\_\_

32. What are the ways in which HIV/AIDS is transmitted? [Please tick all the ways you think apply.]

- Sexual intercourse
- Sharing of needles
- Blood transfusions
- Contaminated water
- Mosquito bites
- Sharing eating utensils with a person with AIDS
- Shaking hands with a person with AIDS
- Curse, obeah, or evil spirits
- Oral sex
- Kissing
- Other \_\_\_\_\_

33. Have you heard of any other infection a person can get through sexual intercourse?

- Yes
- No

34. What can a person do to avoid getting sexually transmitted infections?

**[Please tick all you think apply].**

- Use condoms
- Wash/douche after having sex
- Abstain from sex altogether
- Avoid sex with persons who sell sex
- Avoid sex with persons who offer gifts or other goods in exchange for sex
- Have sex with a virgin
- Have only one sexual partner
- Have one faithful sexual partner
- Use medications before and after having sex
- Other \_\_\_\_\_

35. What infections have you heard that are transmitted through sexual contact?

- |            |                              |                             |                       |                              |                             |
|------------|------------------------------|-----------------------------|-----------------------|------------------------------|-----------------------------|
| HIV        | <input type="checkbox"/> Yes | <input type="checkbox"/> No | Herpes                | <input type="checkbox"/> Yes | <input type="checkbox"/> No |
| Syphilis   | <input type="checkbox"/> Yes | <input type="checkbox"/> No | Warts on the genitals | <input type="checkbox"/> Yes | <input type="checkbox"/> No |
| Gonorrhoea | <input type="checkbox"/> Yes | <input type="checkbox"/> No | Other (give name)     | _____                        |                             |

**In answering questions 36-40, circle only one response on the scale: Rarely = 3-4 times a year; Sometimes = every 2 months; Often = 1-2 times a month.**

36. Sexuality is talked about in my church by a pastor

Never	Rarely	Sometimes	Often
4 _____	3 _____	2 _____	1 _____

37. Sexuality is talked about in my church by a youth leader

Never	Rarely	Sometimes	Often
4 _____	3 _____	2 _____	1 _____

38. HIV/AIDS is talked about in my church

Never	Rarely	Sometimes	Often
4 _____	3 _____	2 _____	1 _____

39. Someone in your church has told the congregation that he or she has AIDS

Never	Rarely	Sometimes	Often
4 _____	3 _____	2 _____	1 _____

40. I keep hearing of persons from my community who have died of AIDS

Never	Rarely	Sometimes	Often
4 _____	3 _____	2 _____	1 _____

**Section D****INSTRUCTIONS TO THE PERSON ANSWERING THE NEXT SET OF QUESTIONS**

The following questions are very personal. We would like you to answer them truthfully. However, if you do not wish to answer any of them, you may leave it blank.

40. Have you ever been asked to have sexual intercourse?  Yes  No

41. Have you ever had sexual intercourse?  Yes  No *If "No" please **SKIP** questions 42-54 and **GO TO** question #55*

**Answer questions 42-45 with a number. If not applicable, write "0".**

42. \_\_\_\_\_ At what age did you first have sexual intercourse?

43. \_\_\_\_\_ How many sexual partners have you had in your entire lifetime?

44. \_\_\_\_\_ In the past 6 months, how many sexual partners have you had?

45. \_\_\_\_\_ In the past month, how many times have you had sexual intercourse?

46. Have your sexual practices (behaviours) changed because of HIV/AIDS?  Yes  No

If "Yes" please explain in what way your sexual behaviour has changed? \_\_\_\_\_

\_\_\_\_\_

If "No" please explain why your sexual behaviour has not changed. \_\_\_\_\_

\_\_\_\_\_

47. When you first had sexual intercourse, was it...

- Your choice to start
- Someone else's choice to start
- You and the other person that agreed that you wanted to
- That you were you pressured to do it by the other person
- That you were forced by another person

48. Who was your first sexual partner? *No names, please*

- Spouse
- Boyfriend / Girlfriend
- Classmate
- New acquaintance
- Someone (not a family member) who gave me a gift or other help
- Extended family member
- Prostitute
- Family friend
- Neighbour
- Teacher
- Other \_\_\_\_\_

49. Why did you decide to have sexual intercourse?

- I felt I was old enough
- To gain experience
- To demonstrate my love for the person
- Other \_\_\_\_\_

50. With whom do you have sexual intercourse most frequently?
- |   |  |
|---|--|
| <input type="checkbox"/> Spouse   | <input type="checkbox"/> Prostitute    |
| <input type="checkbox"/> Boyfriend / Girlfriend   | <input type="checkbox"/> Family friend |
| <input type="checkbox"/> Classmate  | <input type="checkbox"/> Neighbour     |
| <input type="checkbox"/> New acquaintance   | <input type="checkbox"/> Teacher       |
| <input type="checkbox"/> Someone (not a family member) who gives me gifts or other help _____ |  |
| <input type="checkbox"/> Extended family member   | <input type="checkbox"/> Other _____   |
51. What do you plan to do in the future about having sexual intercourse?
- Abstain until marriage
- Have sex with only one partner
- Have sex as often as I like
- I really do not have a plan
- Other \_\_\_\_\_
52. Have you or your partner ever used a condom when you had sex?
- Yes       No       Not applicable (I have not had sex)
53. The last time you used a condom, was it because...
- Your partner requested it
- You wanted protection against AIDS
- You wanted protection against other sexually transmitted infections
- You wanted to avoid pregnancy or to avoid getting the other person pregnant
- Other \_\_\_\_\_
- If this question does not apply to you, please tick one of the next two boxes**
- You have started to have sex, but you have never used a condom
- You have not started to have sex, so that this question does not apply to you
54. What or who encouraged you to use a condom?
- Media (Radio, TV, Newspapers, Pamphlets, etc.)
- Peers (Friends)
- Counseling from health clinic
- Relative
- Other \_\_\_\_\_
- I have not started to have sex, so that this question does not apply to me

**PLEASE NOTE THAT QUESTIONS 55 AND 56 ARE ONLY FOR PERSONS WHO SKIPPED QUESTIONS 42-54**

55. Are you satisfied with your decision not to have sexual intercourse yet?       Yes       No
56. Why did you decide to wait to have sexual intercourse?
- To wait until marriage
- To wait for the right boyfriend / girlfriend
- To avoid pregnancy
- To avoid AIDS and other sexually transmitted infections
- Other \_\_\_\_\_

**Congratulations, you are finished now! Thank you for your time and honest answers. Please put the survey inside the envelope provided, seal the envelope, and hand it to the person leading this session.**



## APPENDIX B

### Tables of Responses

Age of respondents:

Age	Frequency	Percentage
10	7	1.7
11	7	1.7
12	15	3.6
13	30	7.1
14	34	8.1
15	36	8.6
16	37	8.8
17	24	5.7
18	19	4.5
19	19	4.5
20	11	2.6
21	14	3.3
22	11	2.6
23	9	2.1
24	14	3.3
25	11	2.6
26	8	1.9
27	5	1.2
28	18	4.3
29	7	1.7
30	13	3.1
31	5	1.2
32	8	1.9
33	6	1.4
34	4	1.0
35	6	1.4
36	4	1.0
37	3	0.7
38	4	1.0
39	4	1.0
40	4	1.0
41	3	0.7
42	3	0.7
43	2	0.5
44	5	1.2
45	2	0.5
47	1	0.2
48	1	0.
No Response	6	1.4
Total	420	100

Marital status:

Status	Frequency	Percentage
Unmarried	371	88.3
Married	46	11.0
Divorced	2	0.5
No Response	1	0.2
Total	420	100

Gender:

Gender	Frequency	Percentage
Female	233	55.5
Male	160	38.1
No Response	7	6.4
Total	40	100

Are you currently attending school?

	Frequency	Percentage
Yes	216	51.4
No	198	47.1
No Response	6	1.4
Total	420	100

Over the past three months with whom have you been living?

	Frequency	Percentage
Parents	295	70.2
Other Relatives (including spouse)	92	22.0
Care givers (not blood relatives)	8	1.9
Girl/boyfriend	1	0.2
By yourself	22	5.3
No Response	2	0.2
Total	420	100

Within the past month how many times have you attended a church service?

Amount of Services	Frequency	Percentage
0	12	2.9
1	9	2.1
2	26	6.2
3	23	5.5
4	64	15.2
5	27	6.4
6	12	2.9
7	14	3.3
4	57	13.6
9	11	2.6
10	28	6.7
11	7	1.7
12	29	6.9
13	6	1.4
14	5	1.2
15	7	1.7
16	26	6.2
17	1	0.2
18	3	0.7
20	14	3.3
26	1	0.2
27	1	0.2
29	1	0.2
30	2	0.5
No Response	34	8.1
Total	420	100

What do you do in your spare/leisure time?

	Frequency	Percentage
Sports/Games	181	43.1
Talk/Hang out with friends	240	57.1
Discos/Clubs/Bars/Rum Shops	23	5.5
Watch TV/Play video games	55	13.1
Other	209	49.8
No Response	9	2.1

Where do you spend most of your time with friends or peers?

	<b>Frequency</b>	<b>Percentage</b>
School	109	25.9
Church	168	40.0
Community events/Sports or games	52	12.4
Home	171	40.7
Other	75	17.9
No Response	4	0.9

Most of my friends are virgins:

	<b>Frequency</b>	<b>Percentage</b>
Strongly Agree	47	11.2
Agree	57	13.6
Unsure	129	30.7
Disagree	94	22.4
Strongly Disagree	90	21.4
No Response	3	0.7
Total	420	100

I would prefer to marry someone who is a virgin:

	<b>Frequency</b>	<b>Percentage</b>
Strongly Agree	174	41.4
Agree	112	26.7
Unsure	76	19.1
Disagree	41	9.8
Strongly Disagree	9	2.1
No Response	8	1.9
Total	420	100

Sexuality should not be discussed in church:

	<b>Frequency</b>	<b>Percentage</b>
Strongly Agree	37	8.8
Agree	22	5.2
Unsure	31	7.4
Disagree	71	16.9
Strongly Disagree	258	61.4
No Response	1	0.2
Total	420	100

Sexual intercourse is a good gift from God:

	<b>Frequency</b>	<b>Percentage</b>
Strongly Agree	259	61.7
Agree	102	24.3
Unsure	41	9.8
Disagree	5	1.2
Strongly Disagree	13	3.1
Total	420	100

I believe it is impossible for persons my age to do without having sex until marriage:

	<b>Frequency</b>	<b>Percentage</b>
Strongly Agree	54	12.9
Agree	57	13.6
Unsure	41	9.8
Disagree	105	25.0
Strongly Disagree	161	38.3
No Response	2	0.4
Total	420	100

I believe it is possible for me to do without having sex until I am married:

	<b>Frequency</b>	<b>Percentage</b>
Strongly Agree	181	43.1
Agree	116	27.6
Unsure	55	13.1
Disagree	30	7.1
Strongly Disagree	27	6.4
No Response	11	2.6
Total	420	100

Once a person starts having sex he/she cannot stop:

	<b>Frequency</b>	<b>Percentage</b>
Strongly Agree	33	7.9
Agree	56	13.3
Unsure	72	17.1
Disagree	122	29.0
Strongly Disagree	137	32.6
Total	420	100

I would welcome a person who is HIV+ to my church:

	<b>Frequency</b>	<b>Percentage</b>
Strongly Agree	185	44.0
Agree	180	42.9
Unsure	46	11.0
Disagree	5	1.2
Strongly Disagree	4	1.0
Total	420	100

I would welcome a person who has AIDS to my church:

	<b>Frequency</b>	<b>Percentage</b>
Strongly Agree	182	43.3
Agree	167	39.8
Unsure	56	13.3
Disagree	9	2.1
Strongly Disagree	3	0.7
No Response	3	0.7
Total	420	100

I would not want to visit a person with AIDS:

	<b>Frequency</b>	<b>Percentage</b>
Strongly Agree	17	4.0
Agree	26	6.2
Unsure	82	19.5
Disagree	169	40.2
Strongly Disagree	124	29.5
No Response	2	0.5
Total	420	100

I would welcome a person who has an STI (not AIDS) to my church:

	<b>Frequency</b>	<b>Percentage</b>
Strongly Agree	165	39.3
Agree	177	42.1
Unsure	61	14.5
Disagree	9	2.1
Strongly Disagree	7	1.7
No Response	1	0.2
Total	420	100

People who use condoms show that they do not trust each other:

	<b>Frequency</b>	<b>Percentage</b>
Strongly Agree	15	3.6
Agree	46	11.0
Unsure	45	10.7
Disagree	127	30.2
Strongly Disagree	185	44.0
No Response	2	0.5
<b>Total</b>	<b>420</b>	<b>100</b>

HIV infection is a serious problem for young people in Barbados:

	<b>Frequency</b>	<b>Percentage</b>
Strongly Agree	240	57.1
Agree	128	30.5
Unsure	35	8.3
Disagree	7	1.7
Strongly Disagree	10	2.4
<b>Total</b>	<b>420</b>	<b>100</b>

Persons my age in Barbados are at risk of catching HIV:

	<b>Frequency</b>	<b>Percentage</b>
Strongly Agree	249	59.3
Agree	124	29.5
Unsure	32	7.6
Disagree	10	2.4
Strongly Disagree	4	1.0
No Response	1	0.2
<b>Total</b>	<b>420</b>	<b>100</b>

Is there anything a person can do to avoid getting HIV/AIDS?

	<b>Frequency</b>	<b>Percentage</b>
Yes	393	93.6
No	2	0.5
Not Sure	21	5.0
No Response	4	1.0
<b>Total</b>	<b>420</b>	<b>100</b>

People can protect themselves from getting AIDS by:

	<b>Frequency</b>	<b>Percentage</b>
Not sharing food with a person with HIV/AIDS	12	2.9
Abstaining from sexual intercourse	366	87.1
Having only one sexual partner who has been tested for HIV	235	55.9
Always using a condom	189	45.0
Always having sex with healthy looking people	5	1.2
Avoiding the use of public toilets	9	2.1
Ensuring that injections are done with sterile needles	217	51.7
Other	2	0.5
No Response	9	2.1

What are the chances that you might catch HIV?

	<b>Frequency</b>	<b>Percentage</b>
No chance	199	47.4
Moderate chance	108	25.7
Already infected	4	1.0
Don't know if I am at risk	47	11.2
No response	62	14.8
<b>Total</b>	<b>420</b>	<b>100</b>

Why do you feel that you are not at risk of catching HIV?

	<b>Frequency</b>	<b>Percentage</b>
I have sex only with healthy-looking partners	10	2.4
I have never had sexual intercourse, including oral sex	173	41.2
I only have sex with one partner	67	15.9
I or my partner always use a condom	41	9.8
Other	45	10.7
No Response	93	22.1



Why do you feel you are at risk of catching AIDS?

	Frequency	Percentage
Don't know if my partner is faithful to me	44	10.5
Had sex with multiple partners	16	3.8
Attend school or church with a person with AIDS	8	1.9
Had sex without using a condom	56	13.3
Had sex using a condom	22	5.2
Family member is HIV+	5	1.2
Other	4	1.0
No response	277	70.0

What are the ways in which HIV is transmitted?

	Frequency	Percentage
Sexual intercourse	396	94.3
Sharing needles	386	91.9
Blood transfusions	364	86.7
Contaminated water	10	2.4
Mosquito bites	21	5.0
Sharing eating utensils with a person with AIDS	27	6.4
Shaking hands with a person with AIDS	2	0.5
Curse, obeah, or evil spirits	14	3.3
Oral sex	315	75.0
Kissing	84	20.0
Other	8	1.9
No response	8	1.9

Have you heard of any other infection a person can get through sexual intercourse?

	Frequency	Percentage
Yes	340	81.0
No	63	15.0
No Response	17	4.0
Total	420	100

What can a person do to avoid getting STIs?

	<b>Frequency</b>	<b>Percentage</b>
Use condoms	300	71.4
Wash/Douche after having sex	21	5.0
Abstain from sex altogether	355	84.5
Avoid sex with persons who sell sex	217	51.7
Avoid sex with persons who offer gifts or other goods in exchange for sex	197	46.9
Have sex with a virgin	46	11.0
Have only one sexual partner	181	43.1
Have one faithful sex partner	263	62.6
Use medications before and after having sex	19	4.5
Other	2	0.5
No response	6	1.4

Sexuality is talked about in my church by a pastor:

	<b>Frequency</b>	<b>Percentage</b>
Often	83	19.8
Sometimes	151	36.0
Rarely	129	30.7
Never	38	9.0
No Response	19	4.5
<b>Total</b>	<b>420</b>	<b>100</b>

Sexuality is talked about in my church by a youth leader:

	<b>Frequency</b>	<b>Percentage</b>
Often	106	25.2
Sometimes	174	41.4
Rarely	73	17.4
Never	41	9.8
No Response	26	6.2
<b>Total</b>	<b>420</b>	<b>100</b>

HIV/AIDS is talked about in my church:

	<b>Frequency</b>	<b>Percentage</b>
Often	74	17.6
Sometimes	152	36.2
Rarely	140	33.3
Never	37	8.8
No Response	17	4.0
<b>Total</b>	<b>420</b>	<b>100</b>

Someone in my church has told the congregation he/she has AIDS:

	<b>Frequency</b>	<b>Percentage</b>
Often	1	0.2
Sometimes	5	1.2
Rarely	31	7.4
Never	357	85.0
No Response	26	6.2
<b>Total</b>	<b>420</b>	<b>100</b>

I keep hearing of persons from my community who have died of AIDS:

	<b>Frequency</b>	<b>Percentage</b>
Often	16	3.8
Sometimes	65	15.5
Rarely	129	30.7
Never	193	46.0
No Response	17	4.0
<b>Total</b>	<b>420</b>	<b>100</b>

Have you ever been asked to have sexual intercourse?

	<b>Frequency</b>	<b>Percentage</b>
Yes	230	54.8
No	108	25.7
No Response	82	19.5
<b>Total</b>	<b>420</b>	<b>100</b>

Have you ever had sexual intercourse?

	<b>Frequency</b>	<b>Percentage</b>
Yes	179	42.6
No	180	42.9
No Response	61	14.5
<b>Total</b>	<b>420</b>	<b>100</b>

At what age did you first have sexual intercourse?

<b>Age</b>	<b>Frequency</b>	<b>Percentage</b>
7	1	0.2
8	4	1.0
9	3	0.7
10	5	1.2
11	4	1.0
12	9	2.1
13	8	1.9
14	8	1.9
15	16	3.8
16	25	6.0
17	16	3.8
18	20	4.8
19	10	2.4
20	7	1.7
21	4	1.0
22	4	1.0
23	4	1.0
24	1	0.2
25	2	0.5
26	1	0.2
28	3	0.7
29	1	0.2
33	1	0.2
35	1	0.2
37	1	0.2
No Response	261	62.1
<b>Total</b>	<b>420</b>	<b>100</b>

How many sexual partners have you had in your entire life time?

Number of Partners	Frequency	Percentage
1	43	10.2
2	22	5.2
3	20	4.8
4	14	3.3
5	12	2.9
6	11	2.6
7	3	0.7
8	5	1.2
9	3	0.7
10	5	3.4
11	1	0.2
14	1	0.2
15	1	0.2
16	1	0.2
28	1	0.2
51	1	0.2
100	1	0.2
No Response	261	62.1
Total	420	100

In the past six months, how many sexual partners have you had?

Number of Partners	Frequency	Percentage
0	49	11.7
1	97	23.1
2	12	2.9
3	6	1.4
4	1	0.2
6	1	0.2
No Response	254	60.5
Total	420	100

In the past month, how many times have you had sexual intercourse?

Number of Times	Frequency	Percentage
0	79	18.8
1	18	4.3
2	10	2.4
3	10	2.4
4	6	1.4
5	5	1.2
6	8	1.9
7	2	0.5
8	3	0.7
10	6	1.4
11	1	0.2
12	1	0.2
14	2	0.5
15	2	1.5
45	1	0.2
No Response	266	63.3
Total	420	100

Have your sexual practices changed because of AIDS?

	Frequency	Percentage
Yes	87	20.7
No	85	20.2
No Response	248	59.1
Total	420	100

When you first had sexual intercourse was it ...

	Frequency	Percentage
Your choice to start?	54	12.9
Someone else's choice to start?	15	3.6
You and the other person agreed that you wanted to?	67	16.0
You were pressured to do it by the other person?	27	6.4
You were forced by the other person?	7	1.7
No Response	250	59.5
Total	420	100

Who was your first sexual partner?

First Partner	Frequency	Percentage
Spouse	19	4.5
Boyfriend/Girlfriend	110	26.2
Classmate	6	1.4
New acquaintance	10	2.4
Extended family member	5	1.2
Prostitute	4	1.0
Family friend	8	1.9
Neighbour	9	2.1
Other	1	0.2
No response	248	59.0
Total	420	100

Why did you decide to have sexual intercourse?

Reason	Frequency	Percentage
I felt I was old enough	33	7.9
To gain experience	39	9.3
To demonstrate my love for the person	58	13.8
Other	41	9.8
No response	255	60.1

With whom do you have sexual intercourse most frequently?

Current Partner	Frequency	Percentage
Spouse	41	9.8
Boyfriend/Girlfriend	85	20.2
Classmate	3	0.7
New acquaintance	3	0.7
Someone (not a family member) who gives me gifts or help	1	0.2
Family friend	2	0.5
Other	17	4.0
No response	268	63.8
Total	420	100

Have you and your partner ever used a condom when you had sex?

	<b>Frequency</b>	<b>Percentage</b>
Yes	136	32.4
No	31	7.4
No response	253	60.2
<b>Total</b>	<b>420</b>	<b>100</b>

The last time you used a condom, was it because ...

<b>Reason</b>	<b>Frequency</b>	<b>Percentage</b>
Your partner requested it?	18	4.3
You wanted protection against AIDS?	45	10.7
You wanted protection against STIs?	37	8.8
You wanted to avoid pregnancy?	87	20.7
Other?	5	1.2
You have started to have sex, but you have never used a condom?	26	6.2
No response	262	62.4



## APPENDIX C

### Participating Churches

Antioch Church (Bird Hill)	New Day Ministries International
Antioch Church (Constant)	New Testament Church of God (Black Bess)
Bethany Evangelical Church	New Testament Church of God (Fitts
Bethesda Tabernacle	Village)
CEF Miracle Centre (Ivy)	New Testament Church of God (Kirtons)
Christian Holiness Church	New Testament Church of God (Spa Hill)
Christian Mission (Jackmans)	PAWI – Abundant Life Assembly
Christian Mission (Pie Corner)	PAWI – Evening Light Pentecostal Church
Christian Mission (Workmans)	PAWI – Morgan’s Revival Centre
Church of God (Chelsea Road)	PAWI – People’s Cathedral
Church of God (Jackson)	PAWI – People’s Worship Centre
Church of God (Mile-and-a-Quarter)	Power in the Blood Assembly
Church of the Nazarene (Hillaby)	Salvation Army (Wellington Street)
Deliverance Temple House of Prayer	Shalem Evangelical Church
Ebenezer Revival Centre	Smith Corner Pentecostal Church
Faith Emmanuel Pentecost Church	Wesleyan Holiness Church (Haggatt Hall)
Gospel Hall – Dayrell’s Road	Wesleyan Holiness Church (Kairos)
Gospel Hall – Ellerton	Worldwide Church of God
Living Room	
Love Gospel Assembly (St. Michael)	Denominational representatives from the
Love Gospel Assembly (St. Philip)	Christian Mission, Church of God, and the
Mayers Road Pentecostal Lighthouse	Pentecostal Assemblies of the West Indies
Mount Zion’s Mission Inc.	(PAWI) undertook to ensure broader in-
	volvement from those denominations.